



Model Number:
COM12B2A-2112

RF Components

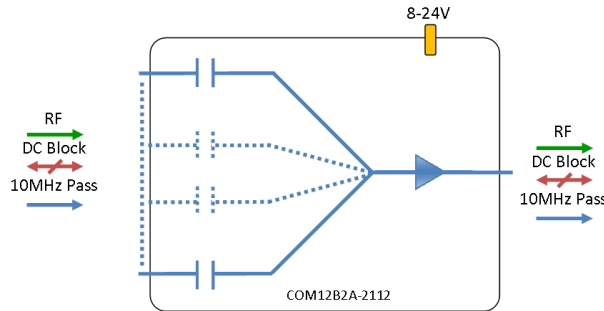
12-Way Broadband Active Combiner

50 - 2150 MHz

- All ports 10 MHz pass & DC blocked
- Built in regulator
- Requires external DC bias 8 - 24V.

Available with RF connector options:

- 50 Ω SMA
- 50 Ω N-type
- 50 Ω BNC
- 75 Ω BNC
- 75 Ω F-type




8-24V
External DC
powering

Compact
Housed in
rugged compact
enclosure

**Flexible
Mounting**
Tapped screw &
through hole
mounting options

50-2150 MHz
Operating frequency
range.



RF Parameters					
COM12B2A-2112-XXXX	S5S5	N5N5	B5B5	B7B7	F7F7
Frequency Range	50 - 2150 MHz				
RF Connectors	50Ω SMA	50Ω N-Type	50Ω BNC	75Ω BNC	75Ω F-Type
Mean Gain (dB)	0 ±1	0 ±1	0 ±1.2	0 ±1.5	0 ± 1.5
Flatness ± (dB)	1	1	1.2	1.5	1.5
Input Return Loss (dB)	Typ.	22	22	18	14
	Min	16	16	12	8
Output Return Loss (dB)	Typ.	18	18	16	14
	Min	12	12	10	8
Output P1dB GCP** (dBm)	Typ.	16	16	16	16
	Min	14	14	14	14
Isolation (dB)	Typ.	22	22	22	22
Output IP3(dBm)	Typ.	26	26	26	26
Noise Figure (dB)	Typ.	20	20	20	20
Amplitude Balance (dB)	≤ 1.3	≤ 1.3	≤ 1.3	≤ 1.5	≤ 1.5
10MHz Rejection is 20dB* *To ports which are applicable **GCP (Gain Compression Point)					

Broadcast



Marine Oil & Gas



SNG & VSAT



Satellite Teleport



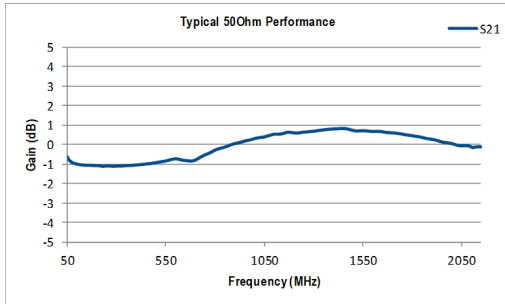


RF Components

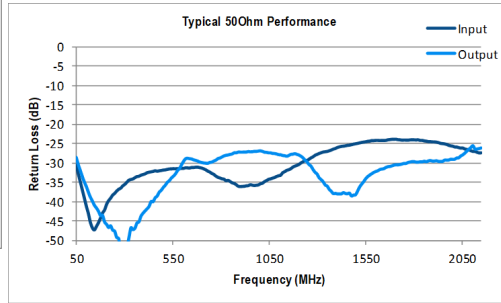
Model Number:
COM12B2A-2112

12-Way Broadband Active Combiner

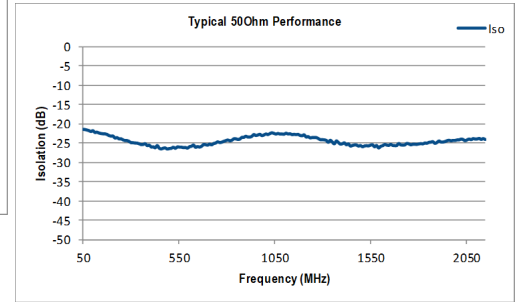
Technical specifications and operating parameters



Gain (dB)



Return Loss (dB)



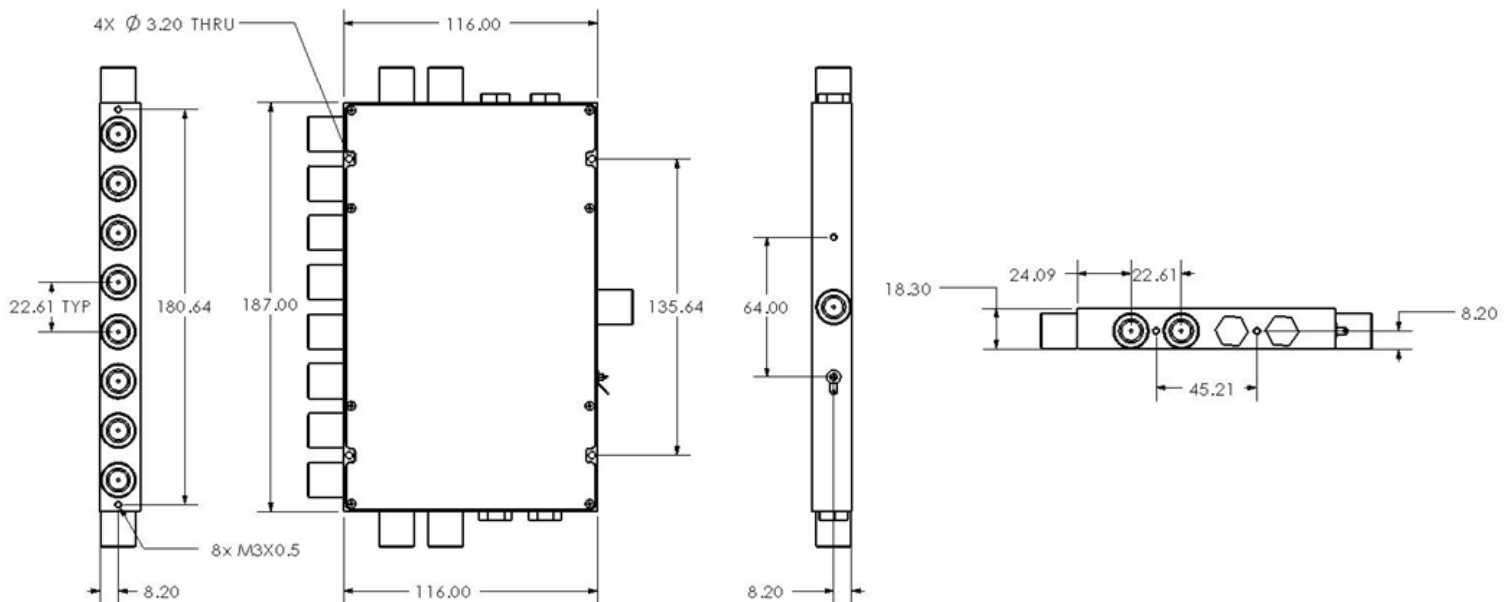
Isolation (dB)

Environmental		
Operating Temperature		0°C to +45°C
Storage Temperature		-20°C to +75°C
Location		Indoor use Only
Humidity	Max	85% non-condensing
Altitude	Max	10,000 feet

Max Operating Parameters	
Input RF Power	+24 dBm (250 mW)
DC Voltage	35V on any RF port
DC Consumption	100mA Max, 80mA typical

! Operation beyond these limits may cause instantaneous and permanent damage.

Physical Dimensions (mm)



Note: The specification is subject to regular reviews and will be updated from time to time as part of our continuing product development and improved specification accuracy.

ETL SYSTEMS LIMITED
Coldwell Radio Station
Madley
Hereford
England HR2 9NE

TELEPHONE
+44 (0)1981 259020

EMAIL
info@etlsystems.com

FACSIMILE
+44 (0)1981 259021

WEB
www.etlsystems.com

